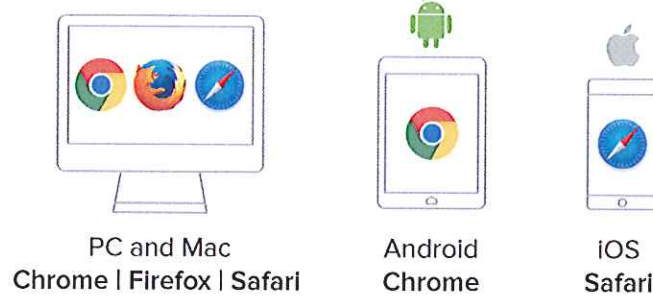
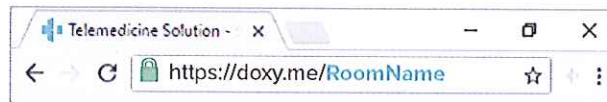


How to check in for your video visit

- 1 Use a computer or device with camera/microphone



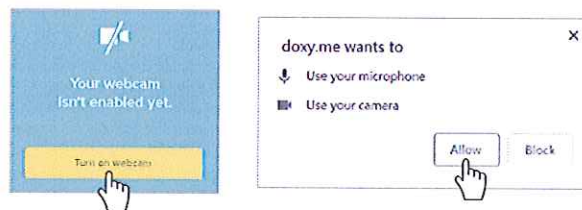
- 2 Enter your clinician's doxy.me web address into the browser



- 3 Type in your name and click check in



- 4 Allow your browser to use your webcam and microphone



- 5 Your care provider will start your visit

Call Tips

- Have a good internet connection
- Restart your device before the visit
- Use the [Start Test](#) button in the waiting room
- Need help? Send us a message <https://doxy.me>